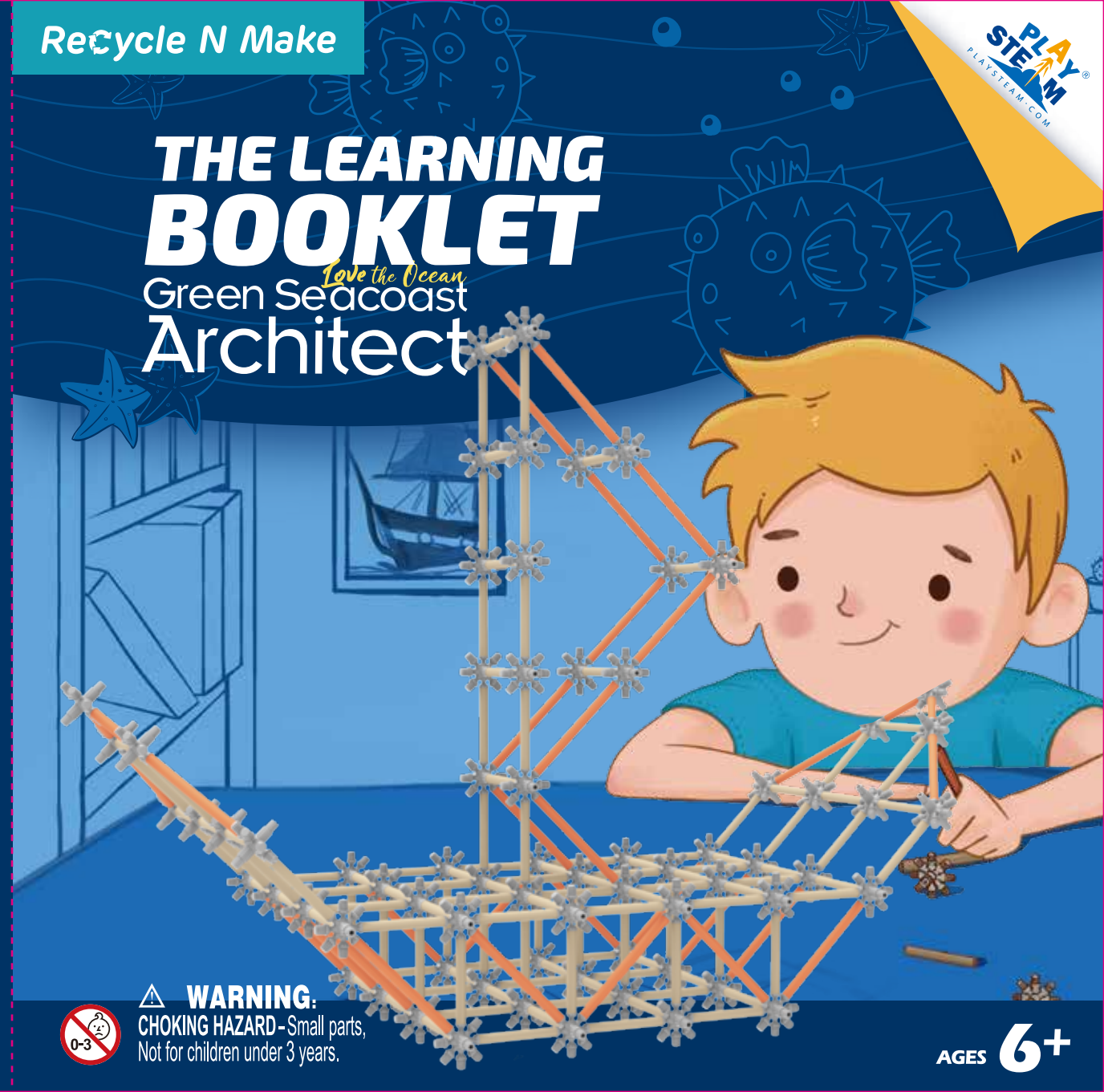


Recycle N Make



# THE LEARNING BOOKLET

*Love the Ocean*  
Green Seacoast  
Architect



©2019 DESIGNED BY PLAYSTEAM EDUCATION LIMITED, LONDON.  
WEBSITE: WWW.PLAYSTEAM.COM EMAIL: INFO@PLAYSTEAM.COM ADDRESS: SUITE 35 - 36 THE DESIGNWORKS,  
PARK PARADE, LONDON, NW10 4HT. MANUFACTURED BY HANGZHOU ZT MODEL COMPANY LIMITED. ADDRESS: NO 6  
MINGDE RD., PUYAN, BINJIANG, HANGZHOU, CHINA.



**WARNING:**  
CHOKING HAZARD - Small parts,  
Not for children under 3 years.

AGES **6+**

PLAY

PLAY • READ • INSPIRE

STEAM

## TABLE OF CONTENTS

Warning Message	01
Package Contents	05
Installation Instructions	07
Fun Facts	15
Activities	27



## WARNING MESSAGE

### GENERAL WARNING

*Before you begin, please read through the instructions together with your children. Make sure you understand the safety messages. Please keep the packaging and instructions, as they contain important information.*

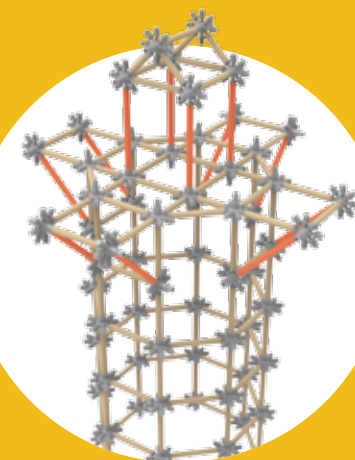
*This kit is designed for children over 6 years of age. This product contains small parts which may pose a choking hazard. It is not suitable for children under 3 years old. Please keep individual parts and the fully-assembled product away from children under 3 years of age.*

*Screws and other metal parts may have sharp edges. Children should have adult supervision when assembling the product.*

*This kit is intended for indoor use. Water and rain will damage the electronic components.*

*Last but not least, please clean the parts and finished product with a damp cloth. Make sure to remove the batteries from the battery compartment before cleaning. Do not use any soap or cleaning solutions.*

# 1 | WARNING MESSAGE







*Read to be inspired!*



# 2 | PACKAGE CONTENTS

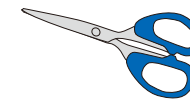


## Package Contents

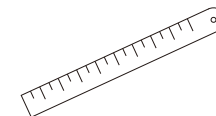


Serial	Name	Quantity
1	Joints	70
2	Short paper straws	120
3	Long paper straws	30

## Necessary but not included



Scissors



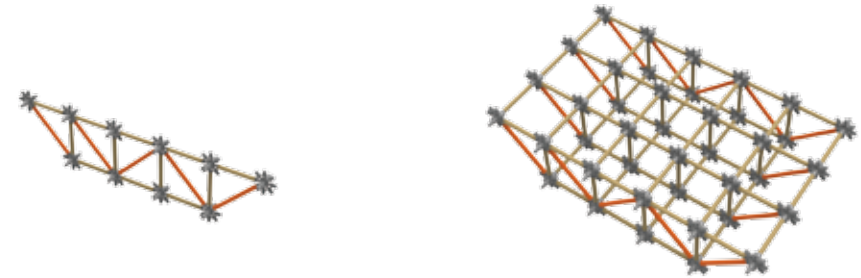
Ruler

# 3 | INSTALLATION

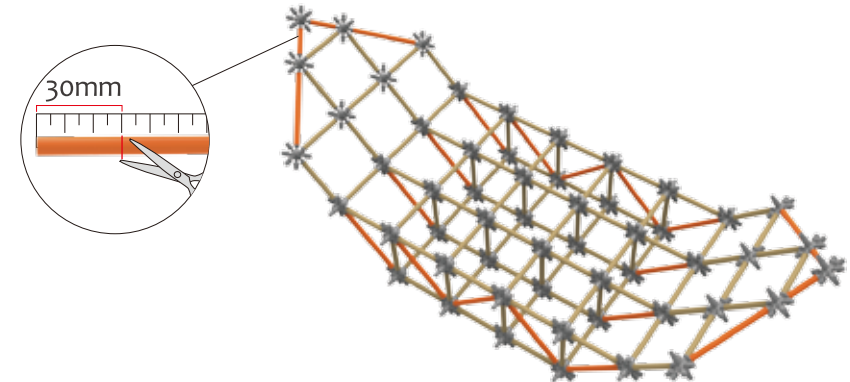


## Sailboat

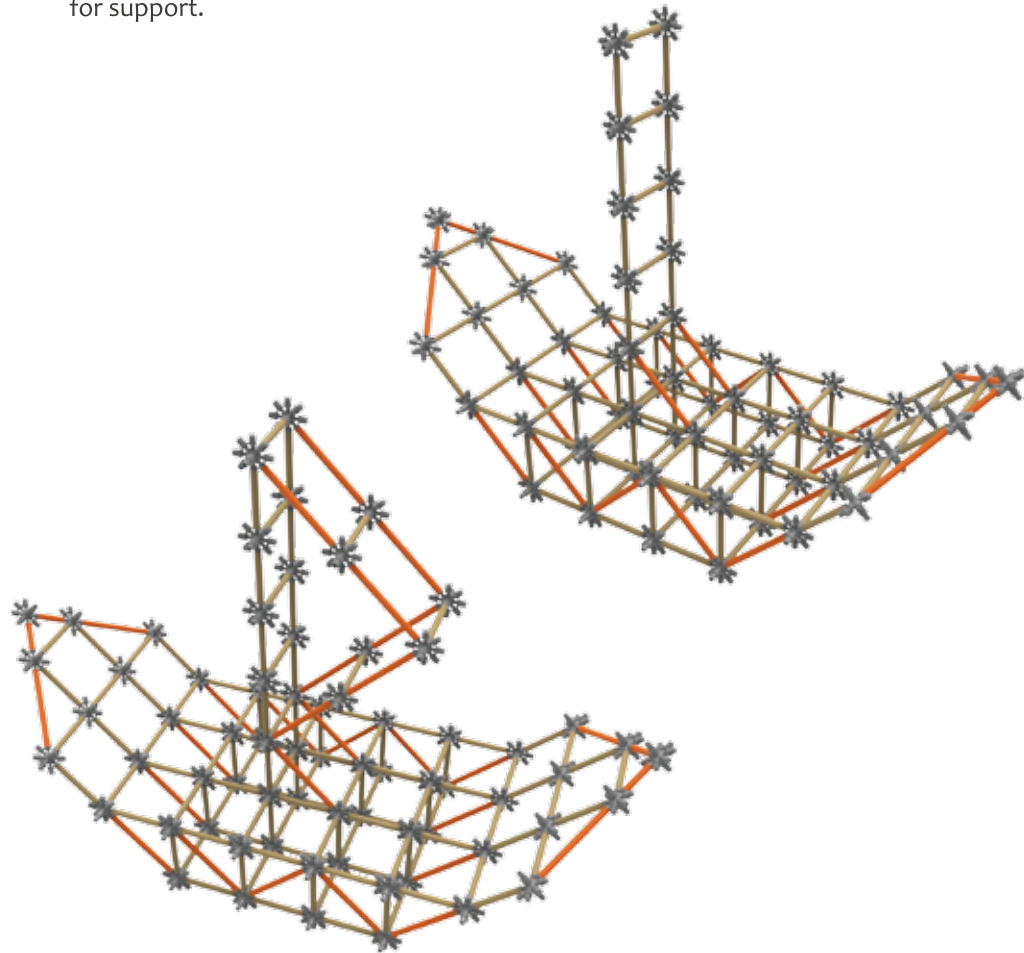
- 1 Complete the sailboat's hull as shown. Note that only the outer part of the hull contains long (orange) straws for support.



- 2 Add the bow and stern. Cut the straws at the tips of the bow and stern.

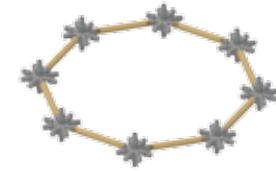


- 3 Assemble the mast and sail (see figure below). Add the long straws at the bottom of the mast for support.

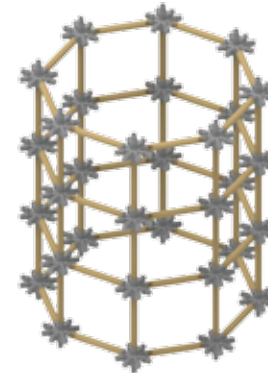


## Lighthouse

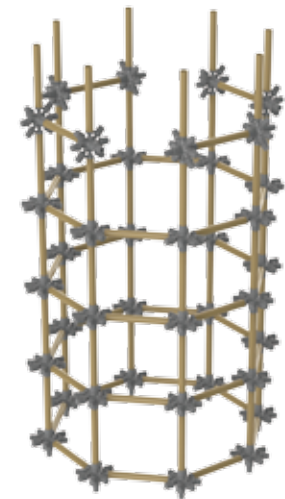
- 1 Assemble a single octagonal floor unit.



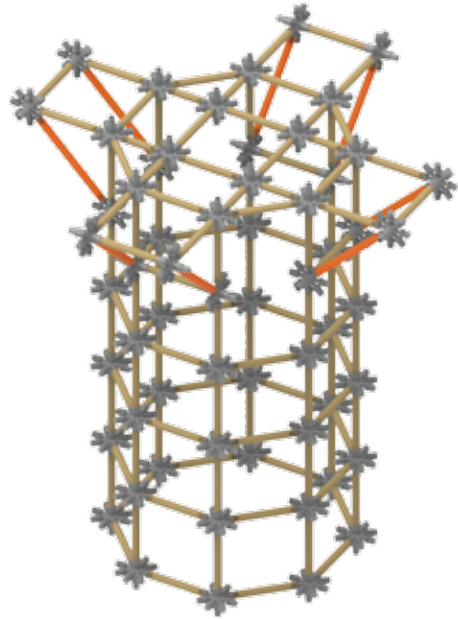
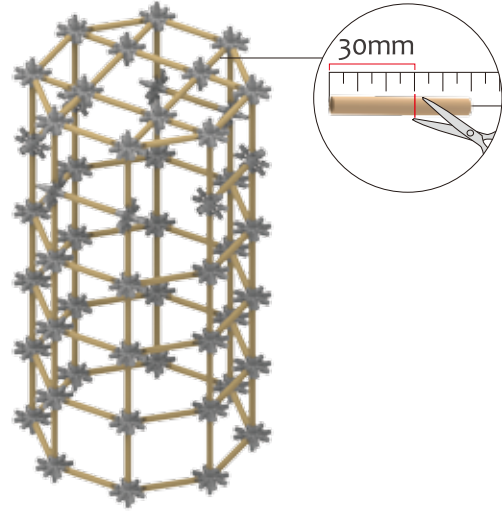
- 2 Add straws to the joints to continue assembling 3 more octagonal floor units.



- 3 Assemble the 4th floor, paying attention to the orientation of the joints. Instead of an octagon, form a simple square.

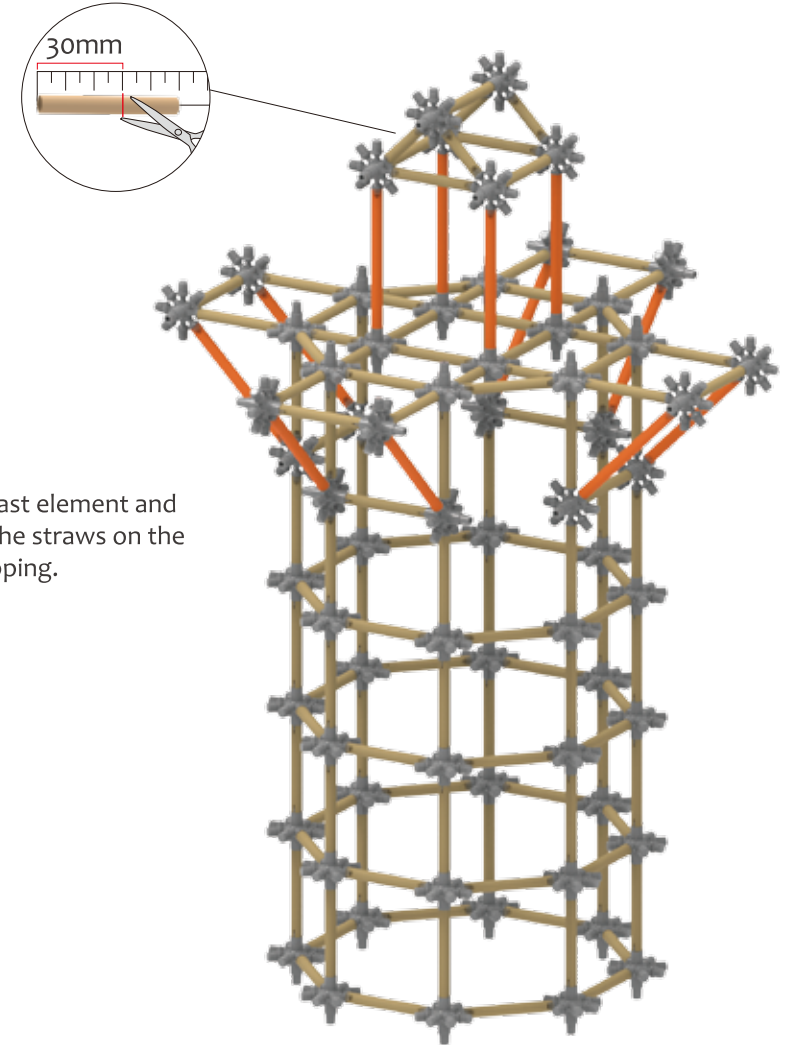


- 4 Complete the last floor and close it by forming a square inside the octagon as illustrated. Some straws require clipping.



- 5 Add the four outside platforms at the last floor.



- 6 Complete the last element and add the roof. The straws on the top require clipping.





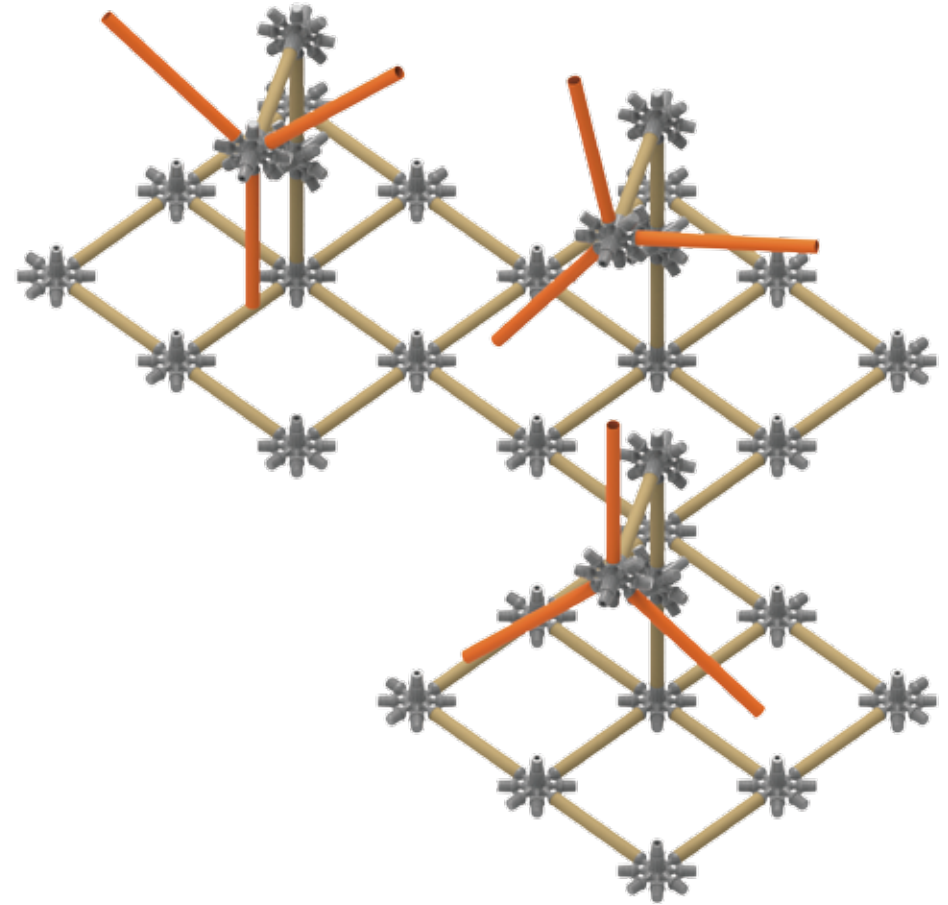
## Windmill

- 1 Complete windmill base as shown.




- 2 Complete windmill.

- 3 Make 3 windmills and insert them onto the base. Complete mast and sail.



# 4 | FUN FACTS


PLAY • READ • INSPIRE



## HOW DOES IT WORK

The straws provided in this package are made of paper. Use them and follow the steps given in this booklet to build an environment-friendly seacoast with a light house, offshore windmills and a sailboat.

You can also recycle plastic straws instead of throwing them away and create whatever you have in mind. Unleash your imagination!



Sea breeze



Land breeze



## **BREEZE (or WIND)**

In coastal areas, breeze or wind is a consistent natural phenomenon. Due to the different heat capacity of water and dry land, the altering solar radiation produce a difference in air pressure between water and land, which forms the breeze. When the sun rises, the air travels from sea surface to land, this is called SEA BREEZE. By contrast, a LAND BREEZE is the reverse effect.





*Read to be inspired!*



#### PHAROS OF ALEXANDRIA

Have you ever heard about the "Lighthouse of Alexandria" or "Pharos of Alexandria"? It was a lighthouse built during the pharaonic times in Alexandria, modern Egypt. It is one of the Seven Wonders of the Ancient World and the oldest known lighthouse. About 100 meters high, it was one of the tallest man-made structures in the world for many centuries.





## *Read to be inspired!*

### Offshore wind turbines

Windmills are a great source of green energy. They rely on a free and unlimited resource, the wind, provide electricity without polluting and are easy to maintain.

Due to more consistent offshore winds, offshore windmills provide even a better production. That's why they become more and more popular.

## *Read to be inspired!*



### PLASTIC STRAW POLLUTION

Most of plastic straws we use end up in the Oceans polluting them. Some cities like Seattle banned the use of plastic straws in the city. Challenge yourself to use as few plastic straws as you can. There are many alternatives such as bamboo or paper straws.

If you have used plastic straws at home, don't throw them away, use them to create various marine creatures or buildings.

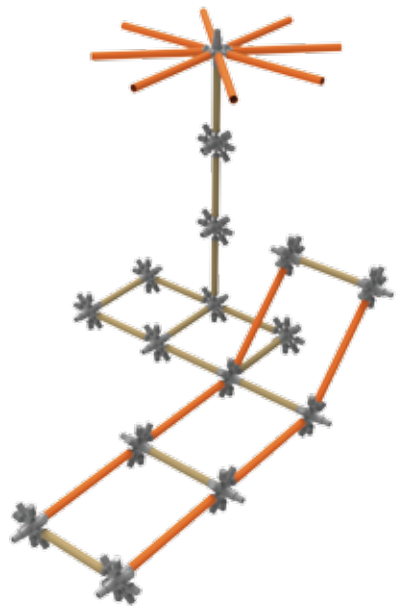


# 5 | *ACTIVITIES*

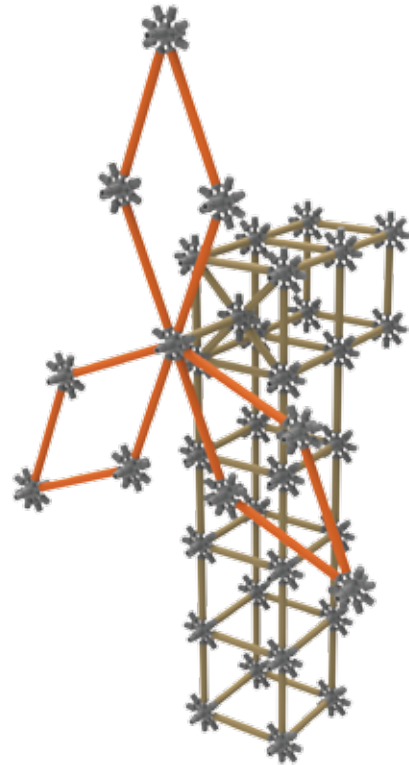




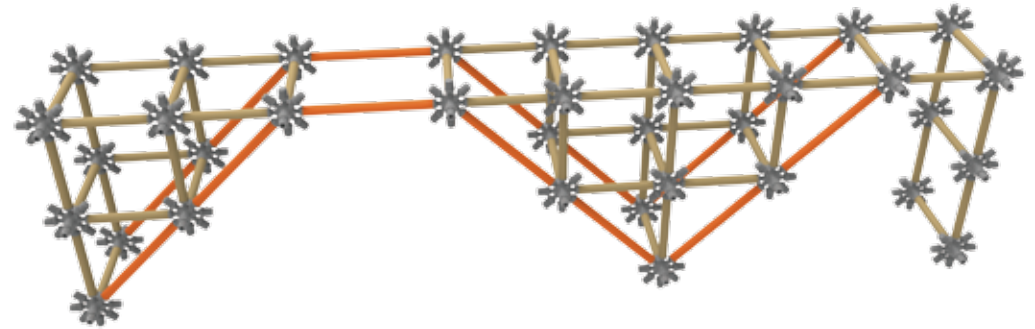
Follow the steps on the next page to build a bigger wind turbine. With more straws you can even build several ones and create your own eco-friendly wind farm.



Make an eco-friendly sunshade and sun lounger to take rest on the beach.



Build a paper straw sea bridge. You can cover the top with cardboard and make a path for your cars.



*There are so many seacost facilities and buildings you can replicate with paper straws. The only limit is your imagination!*

